



SNAPSHOT: SENEGAL

2018

IBRAHIM INDEX OF
AFRICAN GOVERNANCE

MO IBRAHIM FOUNDATION



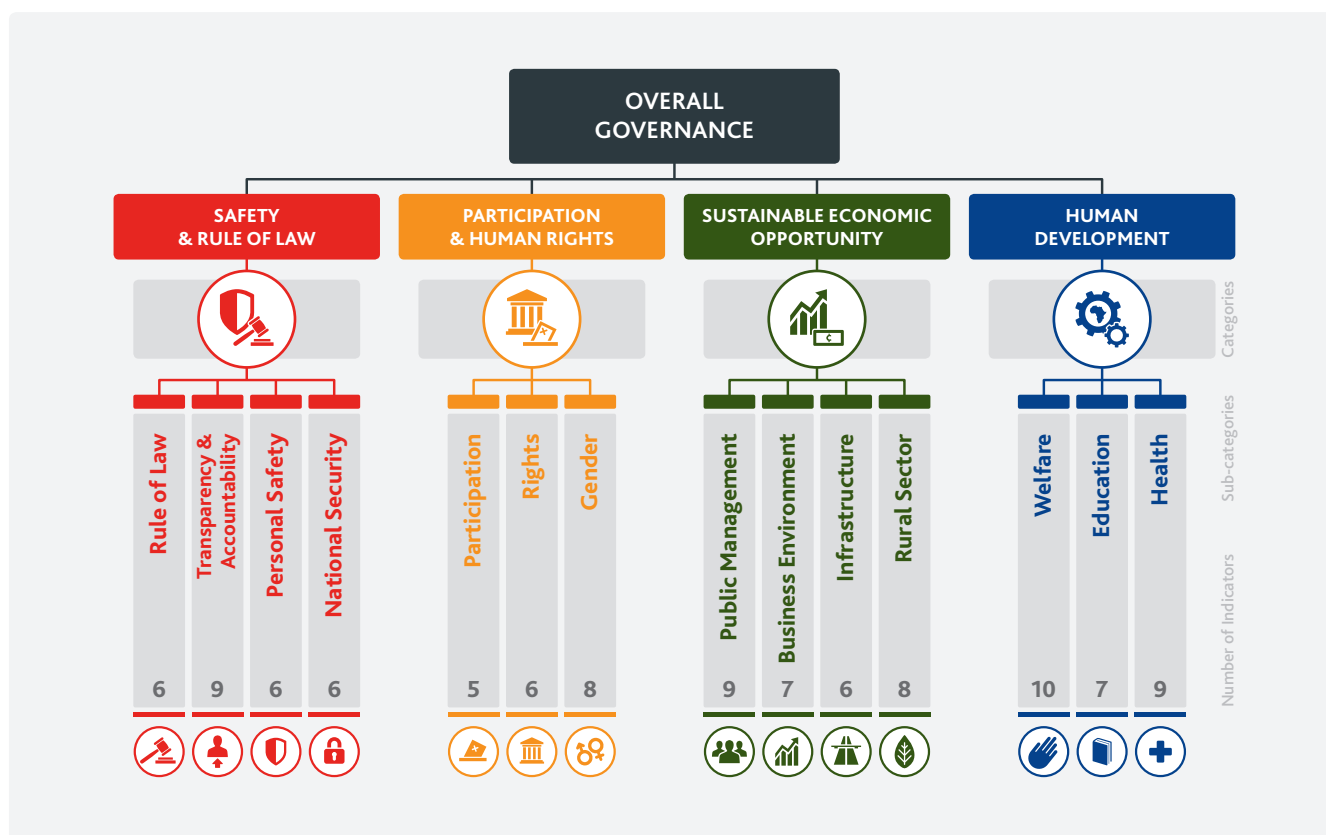
CONTENTS

2018 Ibrahim Index of African Governance (IIAG)	3
2018 IIAG Senegal Overview	4
2018 IIAG Senegal Scores, Ranks & Trends	6
Notes	7

The Ibrahim Index of African Governance (IIAG) is a tool that measures and monitors governance performance in African countries.

The Mo Ibrahim Foundation defines governance as the provision of the political, social and economic public goods and services that every citizen has the right to expect from their state, and that a state has the responsibility to deliver to its citizens. In the IIAG, country performance in delivering governance is measured across four key components that effectively provide indicators of a country's Overall Governance performance.

The key components that form the four categories of the IIAG as described in the diagram below are *Safety & Rule of Law*, *Participation & Human Rights*, *Sustainable Economic Opportunity* and *Human Development*. Each of these categories contain sub-categories under which are organised various indicators that provide quantifiable measures of the overarching dimensions of governance. In total, the IIAG contains over 100 indicators.



Published since 2007, the IIAG was created to provide a quantifiable tool to measure and monitor governance performance in African countries, to assess their progress over time and to support the development of effective and responsive policy solutions. The IIAG focuses on measuring outputs and outcomes of policy, rather than declarations of intent, de jure statutes and levels of expenditure.

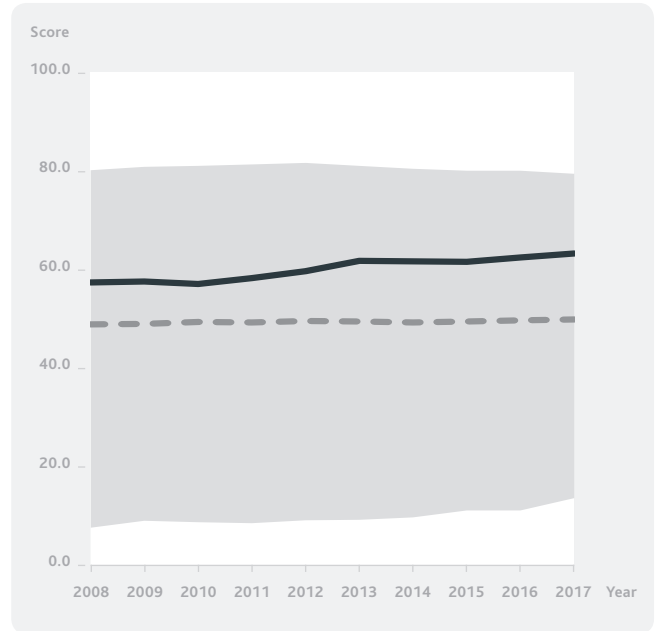
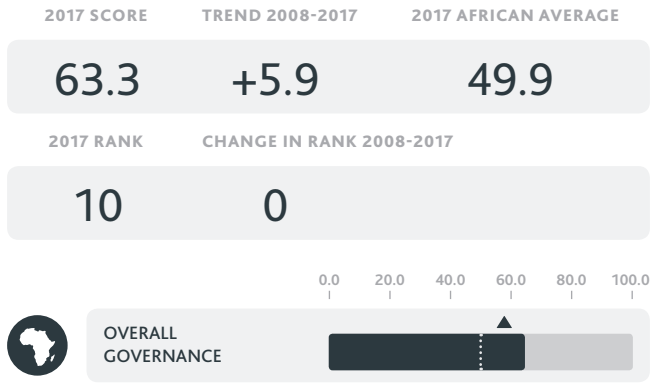
The IIAG provides data measuring the governance performance across all the dimensions described above for 54 African countries for the years from 2008-2017. In order to provide a broad,

documented and impartial picture of governance performance in every African country, the indicators are collected from 35 independent sources.

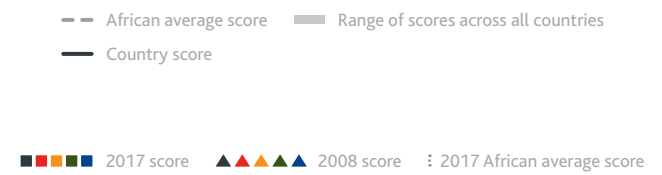
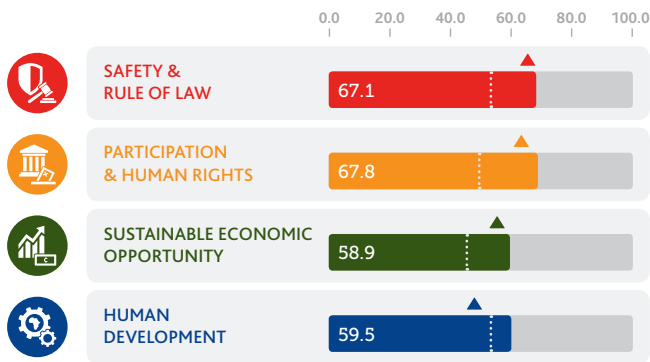
The entire Index time series is updated every year to ensure that each new IIAG provides the most accurate data available. This process ensures that the Index is the most robust and up-to-date dashboard of the state of governance in every African country.

The Mo Ibrahim Foundation is fully transparent.

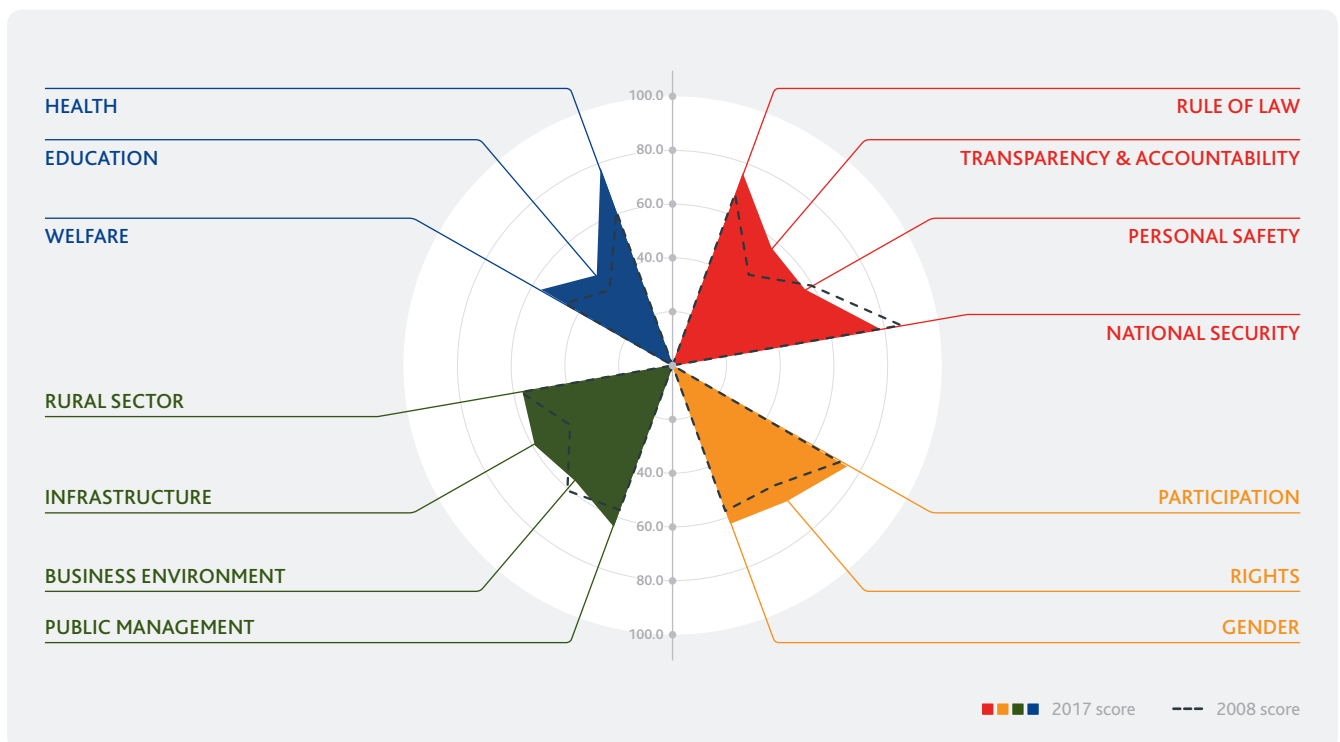
Senegal



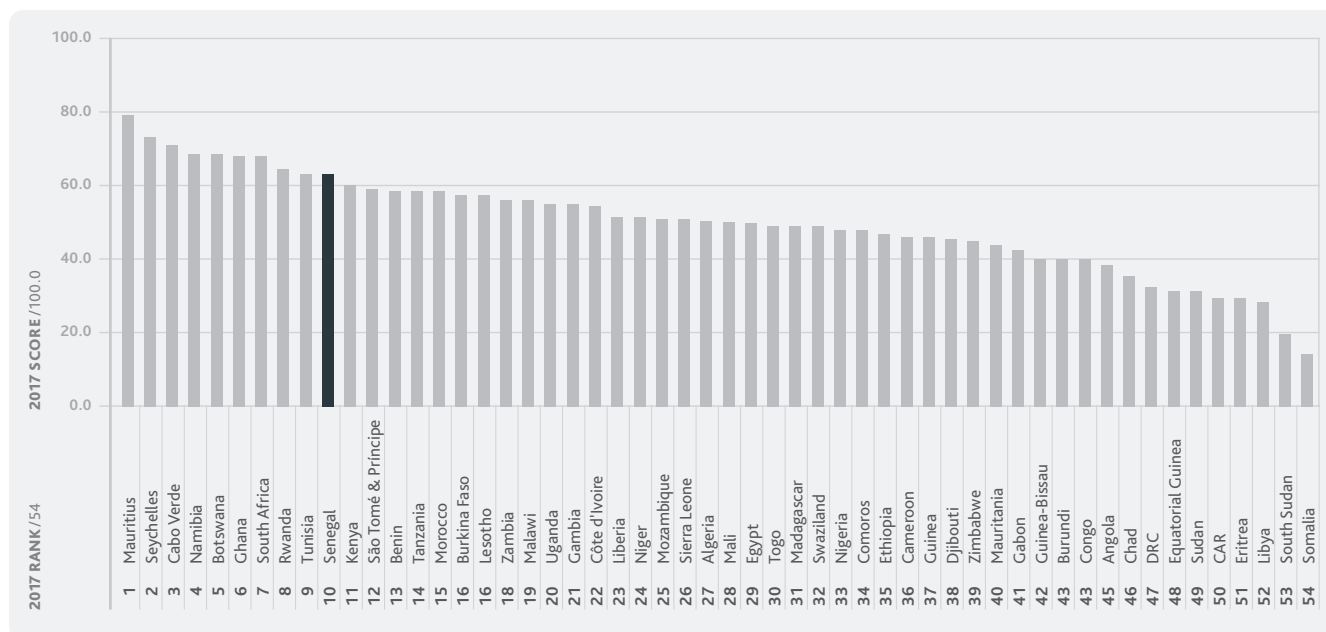
Category Scores



Sub-category Scores



Overall Governance, 2017 Scores & Ranks



Indicator Trends

Most improved indicators, 2008-2017

SUB-CATEGORY	INDICATORS	CHANGE SINCE 2008
HEALTH	Public Health Campaigns	+50.0
WELFARE	Satisfaction with Narrowing Income Gaps	+48.4
HEALTH	Antiretroviral Treatment (ART) Provision	+39.2
WELFARE	Absence of Lived Poverty	+36.0
RULE OF LAW	Mechanisms for Orderly Transfers of Power	+33.3
INFRASTRUCTURE	Reliability of Electricity Supply	+29.6
RULE OF LAW	Independence & Transparency of the Judicial Process	+29.1
TRANSPARENCY & ACCOUNTABILITY	Sanctions for Abuse of Office	+28.5
WELFARE	Poverty Reduction Efforts	+27.9
BUSINESS ENVIRONMENT	Efficiency of Customs Procedures	+27.5

Most deteriorated indicators, 2008-2017

SUB-CATEGORY	INDICATORS	CHANGE SINCE 2008
WELFARE	Promotion of Socio-economic Integration of Youth	-50.0
BUSINESS ENVIRONMENT	Robustness of Banks	-36.4
RULE OF LAW	Absence of Multilateral Sanctions	-33.3
NATIONAL SECURITY	Absence of Domestic Armed Conflict or Risk of Conflict	-25.0
BUSINESS ENVIRONMENT	Absence of Excessive Bureaucracy & Red Tape	-25.0
PERSONAL SAFETY	Absence of Human Trafficking	-25.0
NATIONAL SECURITY	Absence of Government Involvement in Armed Conflict	-22.2
BUSINESS ENVIRONMENT	Absence of Restrictions on Foreign Investment	-19.0
GENDER	Laws on Violence against Women	-16.7
TRANSPARENCY & ACCOUNTABILITY	Access to Public & Legislative Information	-16.6

2018 IIAG Senegal Scores, Ranks & Trends

6

OVERALL GOVERNANCE

2017 SCORE/100	2017 RANK/54	TREND 2008-2017
63.3	10th	+5.9

SAFETY & RULE OF LAW

	SCORE/100 2017	RANK/54 2017	TREND 2008-2017
SAFETY & RULE OF LAW	67.1	8	+2.7
RULE OF LAW	76.1	8	+8.2
Independence of the Judiciary (BS/WEF/V-Dem/GI)	58.8	15	+12.4
Independence & Transparency of the Judicial Process (EIU/GI)	70.8	9	+29.1
Access to Justice (V-Dem)	85.1	8	+3.6
Property Rights (BS/WEF/AfDB/WB)	75.0	5	+4.0
Mechanisms for Orderly Transfers of Power (EIU)	100.0	1	+33.3
Absence of Multilateral Sanctions (CDD)	66.7	31	-33.3
TRANSPARENCY & ACCOUNTABILITY	57.2	8	+13.1
Access to Public & Legislative Information (GI)	54.2	9	-16.6
Access to Records of State-owned Companies (GI)	50.0	1	+25.0
Accountability of Government & Public Employees (V-Dem/AfDB/WB/EIU)	62.5	14	+4.7
Sanctions for Abuse of Office (BS)	71.4	3	+28.5
Absence of Corruption in Government Branches (V-Dem)	75.7	7	+14.0
Absence of Corruption in the Public Sector (V-Dem/EIU/WEF)	57.5	10	+22.4
Absence of Corruption in the Private Sector (WEF/WB)	49.4	13	+6.0
Absence of Favouritism (EIU/WEF)	45.2	18	+12.5
Anti-corruption Mechanisms (BS/GI/AFR)	48.6	13	+21.5
PERSONAL SAFETY	56.7	13	-2.7
Perception of Personal Safety (EIU/AFR)	58.1	14	+4.6
Reliability of Police Services (WEF/GI)	46.5	15	-1.5
Absence of Social Unrest (EIU/ACLED)	68.6	21	-2.3
Absence of Crime (EIU/AFR)	54.2	20	+1.1
Absence of Government Violence against Civilians (ACLED/PTS)	87.5	5	+6.9
Absence of Human Trafficking (USDS)	25.0	19	-25.0
NATIONAL SECURITY	78.4	33	-7.8
Absence of Government Involvement in Armed Conflict (UCDP)	77.8	25	-22.2
Absence of Domestic Armed Conflict or Risk of Conflict (EIU)	50.0	28	-25.0
Absence of Violence against Civilians by Non-state Actors (ACLED)	99.7	10	+0.9
Absence of Cross-border Tensions (EIU)	50.0	28	0.0
Absence of Internally Displaced Persons (IDMC)	97.4	39	+1.0
Absence of Refugees (UNHCR)	95.8	39	-0.9

PARTICIPATION & HUMAN RIGHTS

	SCORE/100 2017	RANK/54 2017	TREND 2008-2017
PARTICIPATION & HUMAN RIGHTS	67.8	8	+5.3
PARTICIPATION	74.9	10	+3.2
Political Participation (EIU/FH/V-Dem)	74.2	13	+7.3
Civil Society Participation (BS/V-Dem/GI)	86.1	7	+1.0
Democratic Elections (BS/CDD/V-Dem)	80.0	10	+13.3
Capacity of Election Monitoring Agencies (V-Dem/GI)	56.6	14	-5.5
Effective Power to Govern (BS)	77.8	6	0.0
RIGHTS	65.9	7	+7.5
Freedom of Expression (BS/RSF/V-Dem/GI)	86.4	5	+0.6
Freedom of Association & Assembly (BS/GI)	63.9	10	0.0
Civil Rights & Liberties (BS/FH)	84.2	9	+8.1
Ratification & Reporting of International Human Rights Conventions (UNOLA/OHCHR)	85.7	4	+23.8
Un-likelihood of Human Rights Abuses by the Government (EIU)	50.0	8	0.0
Protection against Ethnic & Religious Discrimination (GI)	25.0	17	+12.5
GENDER	62.6	20	+5.1
Promotion of Gender Equality (AfDB/WB)	71.7	5	+4.2
Women's Political Representation (IPU/GI/WB)	60.9	6	+10.3
Gender Parity in Primary & Lower Secondary School (UNESCO)	100.0	1	+27.1
Women's Labour Force Participation (WB)	43.3	40	+9.9
Workplace Gender Equality (GI)	50.0	4	0.0
Representation of Women in the Judiciary (GI)	25.0	38	0.0
Laws on Violence against Women (OECD)	58.3	12	-16.7
Women's Political Empowerment (V-Dem)	91.6	6	+6.4

SUSTAINABLE ECONOMIC OPPORTUNITY

	SCORE/100 2017	RANK/54 2017	TREND 2008-2017
SUSTAINABLE ECONOMIC OPPORTUNITY	58.9	11	+4.2
PUBLIC MANAGEMENT	63.8	3	+6.7
Governmental Statistical Capacity (WB/GI)	76.1	5	+7.2
Civil Registration (GI)	87.5	4	0.0
Effectiveness of the Public Service (AfDB/WB)	79.2	5	0.0
Online Public Services (UNDESA)	51.0	15	+9.4
Diversification of Exports (AfDB&OECD&UNDP)	23.6	9	-0.5
Budgetary & Financial Management (AfDB/WB)	74.6	4	+18.3
Budget Balance (AfDB&AUC&UNECA)	37.5	10	+6.7
Fiscal Policy (AfDB/WB)	87.3	1	+18.3
Tax & Revenue Mobilisation (ICTD&UNU-WIDER/AfDB/WB)	57.7	5	+0.9
BUSINESS ENVIRONMENT	56.1	13	-4.6
Business Regulatory Environment (BS/GI/AfDB/WB)	63.1	10	+7.5
Absence of Excessive Bureaucracy & Red Tape (EIU)	33.3	10	-25.0
Absence of Restrictions on Foreign Investment (WEF)	61.4	21	-19.0
Efficiency of Customs Procedures (WEF)	72.2	5	+27.5
Robustness of Banks (WEF)	53.3	12	-36.4
Satisfaction with Employment Creation (AFR)	22.1	23	+13.7
Government Development of Regional Integration (AfDB)	87.5	3	0.0
INFRASTRUCTURE	59.2	13	+15.2
Enabling Environment for Infrastructure Development (AfDB)	74.4	5	0.0
Transport Infrastructure (WEF/AFR/EIU/GI)	45.1	18	+12.2
Reliability of Electricity Supply (WEF/AFR)	55.0	12	+29.6
Digital & IT Infrastructure (EIU/ITU)	44.1	15	+23.1
Access to Drinking Water (WHO&UNICEF)	69.9	18	+7.7
Satisfaction with Provision of Water & Sanitation Services (AFR)	66.7	5	+18.7
RURAL SECTOR	56.6	21	-0.6
Access to Rural Land & Water for Agriculture (IFAD)	52.8	23	+1.5
Rural Business Climate (IFAD)	58.3	13	+5.9
Government Investment in Rural Development (IFAD)	50.0	24	-7.8
Access to Agricultural Research & Extension Services (IFAD)	74.5	14	+4.5
Budgetary Balance of Agricultural Policy (WEF)	54.2	20	-8.6
Participation of Rural Organisations (IFAD)	76.8	4	+9.9
Promotion of Gender Parity in Rural Organisations (IFAD)	37.5	35	0.0
Rural Accountability & Transparency (IFAD)	48.4	25	-10.7

HUMAN DEVELOPMENT

	SCORE/100 2017	RANK/54 2017	TREND 2008-2017
HUMAN DEVELOPMENT	59.5	16	+11.7
WELFARE	56.4	12	+10.2
Welfare Policies & Services (AfDB/WB)	88.0	4	+16.3
Promotion of Socio-economic Integration of Youth (GI)	50.0	12	-50.0
Social Safety Nets (GI/BS)	39.1	20	+3.5
Social Protection & Labour Policies (AfDB/WB)	63.3	14	0.0
Social Inclusion (BS)	16.7	19	0.0
Absence of Lived Poverty (AFR)	52.9	18	+36.0
Poverty Reduction Efforts (AFR/AfDB/WB)	66.9	8	+27.9
Satisfaction with Narrowing Income Gaps (AFR)	49.0	7	+48.4
Environmental Policies (BS)	57.1	8	+14.2
Promotion of Environmental Sustainability (AfDB/WB)	80.6	5	+5.6
EDUCATION	43.9	27	+7.4
Satisfaction with Education Provision (AFR)	45.1	24	+24.9
Education Quality (BS)	33.3	20	0.0
Alignment of Education with Market Needs (WEF)	52.3	14	-6.9
Human Resources in Primary Schools (UNESCO)	78.1	19	+5.3
Primary School Completion (WB)	32.9	38	+2.0
Secondary Education Enrolment (UNESCO)	41.7	20	+19.5
Tertiary Education Enrolment (UNESCO)	23.6	18	+6.9
HEALTH	78.3	11	+17.4
Satisfaction with Basic Health Services (AFR)	54.2	17	+21.4
Public Health Campaigns (GI)	100.0	1	+50.0
Absence of Child Mortality (IGME)	79.4	16	+17.6
Absence of Maternal Mortality (MMEIG)	82.2	17	+4.9
Access to Sanitation (WHO&UNICEF)	63.4	19	+5.1
Absence of Undernourishment (WB)	85.8	15	+5.8
Absence of Communicable Diseases (WHO)	87.2	18	+2.2
Immunisation (WB/WHO)	93.0	15	+10.5
Antiretroviral Treatment (ART) Provision (UNAIDS)	59.4	29	+39.2

▲ Increasing Improvement
 ▲ Slowing Improvement
 ▼ Warning Signs
 ▲ Bouncing Back
 ▲ Slowing Deterioration
 ▼ Increasing Deterioration
 ▲ No Change
 — Not Classified

The 2018 IIAG covers a ten-year time period from 2008 to 2017. The full IIAG dataset, including underlying raw data and normalised scores, as calculated for the express purposes of the Index, is available online via the Foundation's website: <http://mo.ibrahim.foundation/>.

The Metadata, which contains all information on all variables and sources used in the 2018 IIAG, and a full technical Index methodology can also be found on our website.

In all 2018 IIAG publications and tables trends shown are for the ten-year period (2008-2017). However, users of the IIAG can carry out analysis of any other time periods by using our online and offline Data Portals, also available via our website.

All figures on IIAG outputs are displayed to one decimal place. The exception to this are the annual average trend figures. These are calculated on the rounded trends over time and displayed to two decimal places.

The 2018 IIAG does not include data for South Sudan prior to secession in 2011. Due to the lack of data, ten-year trends are not available for this country. Since the country trend classifications are based on a comparison of a country's ten and five-year trends, these are not provided for South Sudan.


Data for Morocco may or may not include Western Sahara depending on the source.

Somalia has no underlying raw data for all indicators in the *Rural Sector* sub-category (2008-2017). The same occurs for Guinea-Bissau in the *Education* sub-category for all years except 2010. In these instances, Somalia and Guinea-Bissau do not receive a score or rank. For these cases and any years where a country does not receive a score or rank, this is indicated by ".".

For any other enquiries and clarifications please contact the Mo Ibrahim Foundation's Research Team at research@moibrahimfoundation.org.

mo.ibrahim.foundation

 /MoIbrahimFoundation

 @Mo_IbrahimFdn #IIAG

 moibrahimfoundation